



J. Addison School

2 Valleywood Drive, Markham, Ontario, Canada L3R 8H3 • Tel: 905-477-4999 • Fax: 905-477-4380 • www.jaddisonschool.com

Last updated: July 7, 2021

At J. Addison School (JAS), our first priority is the health and safety of our students. We are also obligated to follow the regulations and recommendations of various authorities, including the Government of Canada, the Ontario Provincial Government and local York Region Public Health Departments.

The Government of Canada has put in place an emergency order under the Quarantine Act. It applies to all travelers arriving in Canada. Its purpose is to slow the spread of COVID-19 in Canada. Failure to comply with this order is an offence under the Quarantine Act.

Our school's readiness plan (self-isolation program) has been approved and current students who have an approved study permit and not yet in Canada may now make plans to travel.






Effective July 5, 2021: fully vaccinated travellers who are permitted to enter Canada WILL NOT be subjected to the 14-day quarantine or take a COVID-19 test on day-8. In addition, travellers fully-vaccinated at least 14 days prior to entering Canada don't need to stay 3 nights at a government-authorized hotel for quarantine.

All information on this page is for reference only. Please check the official government website for latest updates at: <https://travel.gc.ca/travel-covid>

Travel Arrangement & Quarantine Requirement Guidelines

Step 1: Plan your Travel		Important Reminders	Official Government Website Link:
1	Have a valid Canadian Study Permit, visa and passport		https://travel.gc.ca/travel-covid/travel-restrictions/flying-canada-checklist#before
2	Make plans to arrive in Canada 2-3 weeks before your program starts.		
3	Book your flight to arrive at one of four Canadian airports: Calgary International Airport Montreal-Trudeau International Airport Toronto Pearson International Airport Vancouver International Airport	Notify your J. Addison School Admissions Officer of your confirmed travel itinerary immediately. We will need to purchase and activate your medical health insurance ahead of time. Please be advised we can only arrange airport pick-up service from Toronto Pearson International Airport only.	
4	Book your 3-night hotel stopover (mandatory quarantine) and send booking confirmation to your J. Addison School Admissions Officer. <i>(*See page 3 for details if you're a minor under 18 years of age)</i>	If you do not arrive directly at the Toronto Pearson International Airport, you must book your 3-night hotel quarantine at the first port of arrival.	https://www.canada.ca/en/public-health/services/diseases/2019-novel-coronavirus-infection/latest-travel-health-advice/mandatory-hotel-stay-air-travellers/list-government-authorized-hotels-booking.html
5	Read and sign the J. Addison School Safe Travel, Arrival & Quarantine Guide	Send this to your J. Addison School Admissions Officer at least 10 days prior to your departure date.	
6	We strongly recommend students to book the Sheraton Gateway Hotel at Toronto Pearson International Airport for their 3-night hotel quarantine. They can walk from terminal 3 at the airport directly to their hotel in just a few minutes without any transportation.	Note: Hotel recommendation is for arrival at the Toronto Pearson International Airport only . If you do not arrive directly at Toronto Pearson International Airport, then you must book your 3-night hotel quarantine at the first port of arrival.	
7	Effective July 5, 2021: fully-vaccinated travellers who are permitted to enter Canada WILL NOT be subjected to the 14-day quarantine or take a COVID-19 test on day-8. In addition, travellers fully-vaccinated at least 14 days prior to entering Canada don't need to stay 3 nights at a government-authorized hotel for quarantine.	You must have a suitable quarantine plan where you can stay for at least 14 days . This is required even if you are seeking the fully vaccinated exemption. Final determination is made by a government representative at the border based on the information presented at the time of entry into Canada. You must therefore be prepared to quarantine for 14 days, in case you: <ul style="list-style-type: none"> • are symptomatic • don't meet the requirements 	https://travel.gc.ca/travel-covid/travel-restrictions/covid-vaccinated-travellers-entering-canada

Step 2: 72 Hours Before Boarding Your Flight	Important Reminders	Official Government Website Link:
--	---------------------	-----------------------------------

1	Download the ArriveCAN APP available for iOS, Android and online (see picture) → →  Government of Canada    	*MUST use the same email address to register and use the ArriveCAN app.	https://travel.gc.ca/travel-covid/travel-restrictions/flying-canada-checklist#before
2	Use the ArriveCAN app and submit ALL travel information within 72 hours of your arrival to Canada.		
3	Take a COVID-19 test within 72 hours before your scheduled flight.		

Step 3: Boarding Your Flight		Important Reminders	Official Government Website Link:
1	Have your ArriveCAN receipt and pre-entry COVID test result ready for the airline.	*MUST use the same email address to register and use the ArriveCAN app.	https://travel.gc.ca/travel-covid/travel-restrictions/flying-canada-checklist#airport
2	Check all the entry requirements for boarding a flight to Canada.		https://travel.gc.ca/travel-covid

Step 4: Arriving in Canada		Important Reminders	Official Government Website Link:
1	Have the following documents ready for review by a Canadian Border Services Officer. 1) ArriveCAN receipt 2) Negative COVID test result 3) 3-day Quarantine hotel booking confirmation (only for 18+) 4) Quarantine plans after arrival 5) Signed the JAS Safe Travel, Arrival & Quarantine Guide	For first-time International students arriving in Canada, please bring all valid travel documents, including your study permit/visa, official letter of acceptance, school documents and any other documents required by Canadian Immigration for border entry.	https://travel.gc.ca/travel-covid/travel-restrictions/flying-canada-checklist#arriving
2	Take another COVID-19 Test upon arrival.	Follow on-site instructions at the Airport.	
3	Go directly to your pre-booked quarantine hotel and await results from your arrival COVID-19 test. <i>(*See page 3 for details if you're a minor under 18 years of age)</i>	If necessary, arrange private transportation (e.g. taxi or Uber Taxi) to bring you directly to the quarantine hotel from the airport.	https://travel.gc.ca/travel-covid/travel-restrictions/flying-canada-checklist#completing-hotel

Step 5: Completing Your Quarantine Period		Important Reminders	Official Government Website Link:
1	After your 3-day mandatory hotel quarantine, please proceed to your self-arranged place of quarantine and complete the remaining days of quarantine.	Use private transportation (e.g. airport taxi or Uber Taxi) or school-arranged transportation to go directly to your place of quarantine, without making any planned or unplanned stops, and stay there for the remainder of your quarantine.	https://travel.gc.ca/travel-covid/travel-restrictions/flying-canada-checklist#completing-quarantine
2	During your self-isolation/quarantine period, you need to use ArriveCAN to report your safe arrival at your place of quarantine.	You may also call 1-833-641-0343 to report daily.	
3	Use ArriveCAN each day to complete the COVID-19 self-check and report daily.	You may also call 1-833-641-0343 to report daily.	
4	On the 8th day of self-isolation, please follow the instructions to do another COVID-19 test. Complete and ship the COVID test kit according to the instructions.	While waiting for the test results, please continue to self-isolate.	
5	You must stay in quarantine until you have received a negative test result using the kit provided AND your 14-day quarantine period is complete. Finish the quarantine period if all test results are negative and with no symptoms.	During the quarantine period, the Government of Canada officials will contact you based on your contact info provided in the ArriveCAN app (including email and/or cell phone) to verify and confirm your quarantine situation. If you receive a phone call from 1-888-336-7735 or 1-833-641-0343 , please respond accordingly.	

Last updated: July 7, 2021

Quarantine Arrangements for New & Returning Students	Age upon arrival	3- night Hotel Quarantine	Self-Arranged Quarantine	JAS Dormitory Quarantine *(see quarantine service fee schedule)
Boarding Program Students	Under 18	Waived → → →	Go directly to self-arranged quarantine location for 14 days.	OR Dorm quarantine for 14 days *(for additional fees)
	18+	Yes - Required	Then go to self-arranged quarantine location for remaining 11 days.	OR Dorm quarantine for remaining 11 days *(for additional fees)
Quarantine Arrangements for New & Returning Students	Age upon arrival	3- night Hotel Quarantine	Self-Arranged Quarantine	JAS Dormitory Quarantine
Day Program Students	Under 18	Waived → → →	Go directly to self-arranged quarantine location for 14 days.	Not Applicable
	18+	Yes - Required	Then go to self-arranged quarantine location for remaining 11 days.	Not Applicable

Useful Information for Vaccinated Travelers and International Students in Canada		
<p>Effective July 5, 2021: fully-vaccinated travellers who are permitted to enter Canada WILL NOT be subjected to the 14-day quarantine or take a COVID-19 test on day-8. In addition, travellers fully-vaccinated at least 14 days prior to entering Canada don't need to stay 3 nights at a government-authorized hotel for quarantine.</p>	<p>Additional Information → → → → →</p>	<p>Quarantine is not required if travelers are fully vaccinated with Pfizer, Moderna, AstraZeneca/COVISHIELD, and Janssen (Johnson & Johnson) vaccines. If you received these vaccines outside of Canada, it's still accepted but proof of vaccination must be uploaded digitally in ArriveCAN and must only be in English or French, or certified translation into English or French. For detailed info please visit: https://www.canada.ca/en/public-health/news/2021/06/government-of-canadas-first-phase-to-easing-border-measures-for-travellers-entering-canada3.html</p>
<p>Vaccination Information (for International Students) in Canada: COVID-19 vaccines approved for use in Canada are free. They're available to everyone who is recommended to get the vaccine by federal, provincial and various local public health authorities.</p>	<p>Additional Information → → → → →</p>	<p>Current Canadian Government-approved COVID-19 vaccines: Pfizer, Moderna, AstraZeneca/COVISHIELD, and Janssen (Johnson & Johnson). For detailed info please visit: https://www.canada.ca/en/public-health/services/diseases/coronavirus-disease-covid-19/vaccines/how-vaccinated.html#a2</p>

Accepted vaccines:

- ✓ Pfizer (Comirnaty, tozinameran, BNT162b2)
- ✓ Moderna (mRNA-1273)
- ✓ AstraZeneca (Vaxzevria, AZD1222, Covishield)
- ✓ Janssen (Johnson & Johnson) - single dose

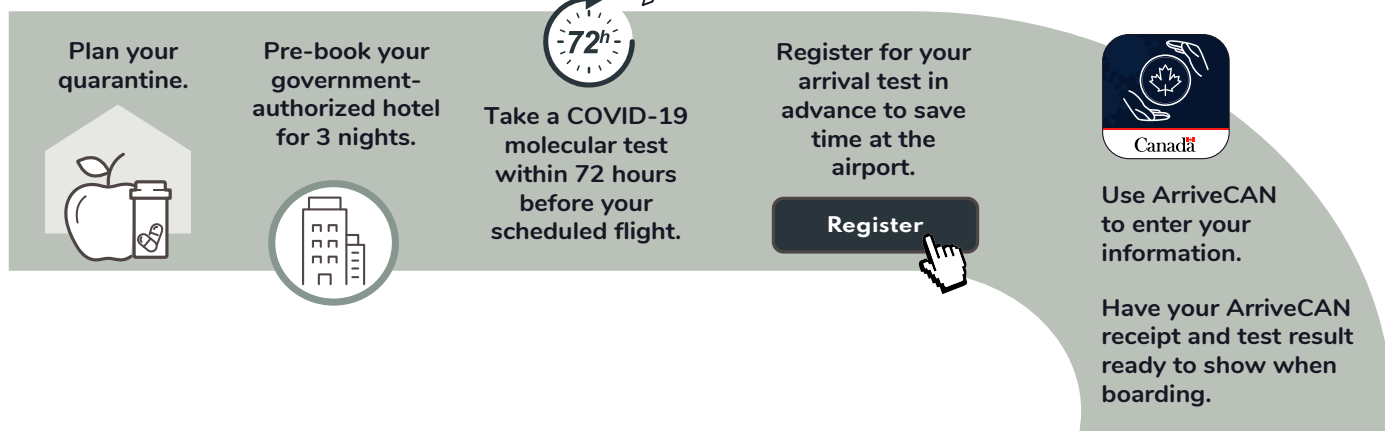
Vaccines not currently accepted for fully vaccinated status in Canada:

- ✗ Bharat Biotech (Covaxin, BBV152 A, B, C)
- ✗ Cansino (Convidecia, Ad5-nCoV)
- ✗ Gamalaya (Sputnik V, Gam-Covid-Vac)
- ✗ Sinopharm (BBIBP-CorV, Sinopharm-Wuhan)
- ✗ Sinovac (CoronaVac, PiCoVacc)
- ✗ Vector Institute (EpiVacCorona)
- ✗ Other

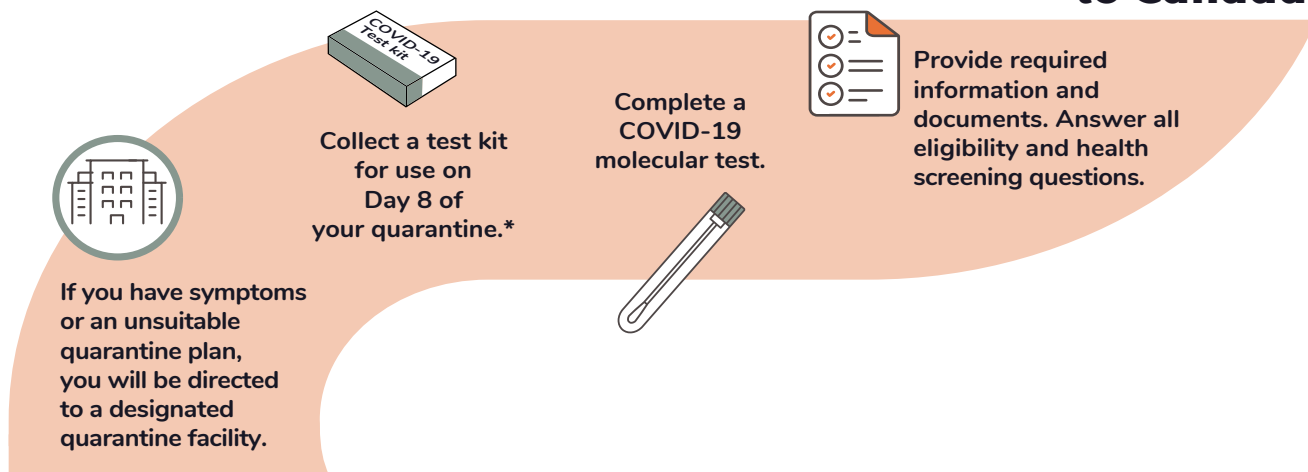
Entering Canada by AIR during COVID-19

Travellers entering Canada must follow the rules set out by the Emergency Orders under the Quarantine Act to help reduce the spread of COVID-19 and its variants. Failure to comply with any requirements or providing false information may result in fines, penalties or imprisonment. If you develop symptoms at any time, isolate yourself from others and contact local public health.

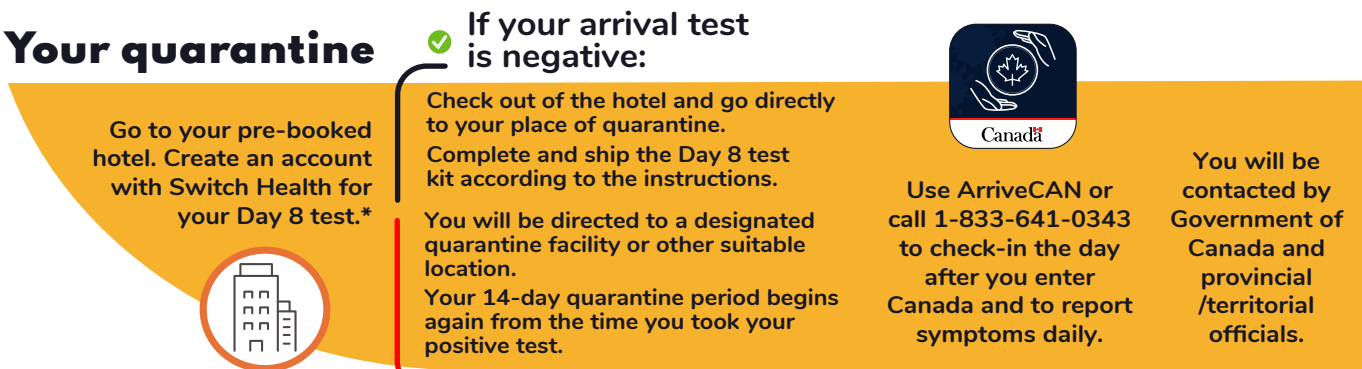
Before Departure



Upon Arrival to Canada



Your quarantine



*Note: Day 8 testing differs for some travellers to Alberta. Follow the instructions provided at the border.



Public Health
Agency of Canada

Agence de la santé
publique du Canada

Canada



Fully vaccinated travellers entering Canada during COVID-19

Effective July 5, 2021 at 11:59 p.m. ET

If you are fully vaccinated and meet specific requirements, these new measures may apply to you. Fully vaccinated means having received the full series of a vaccine or a combination of [vaccines accepted by the Government of Canada](#) (Pfizer, Moderna, AstraZeneca, Janssen) at least 14 days prior to entering Canada.

Pre-border

- **Plan your quarantine.**
- **Pre-register for your arrival test.**
- **Within 72 hours before your arrival to Canada:**
 - Take a [COVID-19 molecular test](#)
 - Use [ArriveCAN](#) to enter your information
- **Have your ArriveCAN receipt and documents ready, including digital or paper copy of proof of vaccination.**



What you need to enter into ArriveCAN:

- Contact & travel information
- 14-day travel history
- Quarantine plan
- Confirmation of a negative pre-entry test (or positive test taken 14-90 days prior to travel)
- Proof of vaccination (must be in English or French, or a certified translation)
- COVID-19 symptom self-assessment

At the border

- **Provide required information and documents, including proof of vaccination, if requested.**
- **Answer all eligibility, vaccination and health screening questions.**
- **Complete your arrival test on site if services are available. Otherwise, collect a home test kit to use when you arrive at your destination.**
- **If you have symptoms or do not meet the exemption requirements, follow the instructions provided by the government representative.**

After entry

- **If you meet all the entry requirements and are fully vaccinated, you are exempt from:**
 - quarantine
 - government-authorized hotel (air travellers)
 - day 8 test
- **If you got a home test kit, complete and send it to the lab.**
- **If your arrival test is positive, you must follow the instructions of your local public health authority, including quarantine or isolation.**
- **Keep your proof of vaccination for 14 days.**

For more information visit: travel.gc.ca/travel-covid